





District Health Assessment for Multiple District 305 through January 2025

		Clubs							Membership							Member Strength		Cancellation		Reports			Finance	Leadership			
District Name	Status/ Number of Months in Status *	Active Clubs	Clubs in Status Quo	Total Clubs	% Status Quo Clubs in Financial Suspension	New Clubs	Cancelled Clubs	YTD Net Club Gain/Loss	Current Members In Active Clubs	Current Members In Status Quo Clubs	Current Total Members Count	YTD Add	YTD Drop	YTD NetGrowth (includes Active and Status Quo)	YTD NetGrowth% (includes Active and Status Quo)	Member Count 12 Months Ago	Average Member Count Per Club	% of Clubs with less than 20 members	Average Cancelled Club Age	Members Lost Due to Cancelled Clubs	% of Clubs Reporting Service	% No MMR in 3 Months	% No Officer Report in 12 months	% of Clubs with balance 90+ days	Number of Zone Chairs Recorded	Number of Region Chairs Recorded	District Officers Vacancies **
305 N1		115	0	115	0%	6	2	4	2479	0	2479	567	247	320	14.82%	2,192	22	46%	7	30	51%	51%	3%	14%	31	0	
305 N2		112	2	114	100%	2	8	-6	2395	20	2415	305	309	-4	-0.17%	2,547	21	60%	9	90	40%	49%	11%	23%	26	7	
305 S	T(20)	86	2	88	100%	2	0	2	1233	28	1261	204	53	151	13.60%	1,181	14	73%	0	0	45%	61%	16%	30%	11	4	1st VDG
		313	4	317	100%	10	10	0	6107	48	6155	1076	609	467	8.21%	5,920	20	58%	8	120	46%	53%	9%	21%	68	11	




District Health Assessment for Multiple District 306 through January 2025

		Clubs							Membership							Member Strength		Cancellation		Reports			Finance	Leadership			
District Name	Status/ Number of Months in Status *	Active Clubs	Clubs in Status Quo	Total Clubs	% Status Quo Clubs in Financial Suspension	New Clubs	Cancelled Clubs	YTD Net Club Gain/Loss	Current Members In Active Clubs	Current Members In Status Quo Clubs	Current Total Members Count	YTD Add	YTD Drop	YTD NetGrowth (includes Active and Status Quo)	YTD NetGrowth% (includes Active and Status Quo)	Member Count 12 Months Ago	Average Member Count Per Club	% of Clubs with less than 20 members	Average Cancelled Club Age	Members Lost Due to Cancelled Clubs	% of Clubs Reporting Service	% No MMR in 3 Months	% No Officer Report in 12 months	% of Clubs with balance 90+ days	Number of Zone Chairs Recorded	Number of Region Chairs Recorded	District Officers Vacancies **
306 A1		65	0	65	0%	2	6	-4	1686	0	1686	192	254	-62	-3.55%	1,794	26	37%	10	88	92%	26%	5%	3%	0	9	
306 A2		114	0	114	0%	8	4	4	2722	0	2722	598	457	141	5.46%	2,537	24	38%	3	61	96%	32%	2%	12%	30	12	
306 B1		113	1	114	100%	3	1	2	3170	21	3191	494	412	82	2.64%	2,989	28	25%	1	32	81%	32%	0%	7%	30	15	
306 B2		138	1	139	100%	2	17	-15	3783	12	3795	313	856	-543	-12.52%	4,177	27	32%	7	363	76%	35%	3%	9%	1	0	GMT
306 C1		131	0	131	0%	6	19	-13	3251	0	3251	525	731	-206	-5.96%	3,472	25	31%	7	360	92%	27%	2%	8%	33	17	
306 C2		108	0	108	0%	9	3	6	3057	0	3057	793	377	416	15.75%	2,786	28	29%	7	35	79%	37%	5%	7%	27	12	
		669	2	671	100%	30	50	-20	17669	33	17702	2915	3087	-172	-0.96%	17,755	26	31%	7	939	85%	32%	3%	8%	121	65	



District Health Assessment for Multiple District 315 through January 2025

		Clubs							Membership							Member Strength		Cancellation		Reports			Finance	Leadership			
District Name	Status/ Number of Months in Status *	Active Clubs	Clubs in Status Quo	Total Clubs	% Status Quo Clubs in Financial Suspension	New Clubs	Cancelled Clubs	YTD Net Club Gain/Loss	Current Members In Active Clubs	Current Members In Status Quo Clubs	Current Total Members Count	YTD Add	YTD Drop	YTD NetGrowth (includes Active and Status Quo)	YTD NetGrowth% (includes Active and Status Quo)	Member Count 12 Months Ago	Average Member Count Per Club	% of Clubs with less than 20 members	Average Cancelled Club Age	Members Lost Due to Cancelled Clubs	% of Clubs Reporting Service	% No MMR in 3 Months	% No Officer Report in 12 months	% of Clubs with balance 90+ days	Number of Zone Chairs Recorded	Number of Region Chairs Recorded	District Officers Vacancies **
315A1	T(16)	157	1	158	100%	12	17	-5	3375	6	3381	885	1392	-507	-13.04%	3,964	21	44%	6	1,178	24%	59%	17%	46%	41	19	GMT
315A2		114	5	119	100%	25	1	24	3703	287	3990	1062	456	606	17.91%	2,635	32	15%	17	8	48%	42%	2%	34%	22	10	
315A3		40	0	41	0%	4	5	-1	1183	0	1212	142	181	-39	-3.12%	1,015	30	20%	12	150	10%	83%	22%	41%	0	0	
315B1		149	1	150	100%	18	1	17	3995	17	4012	484	73	411	11.41%	2,961	27	27%	13	17	50%	62%	9%	49%	34	15	
315B2		193	3	196	100%	46	2	44	4934	60	4994	994	70	924	22.70%	3,950	26	20%	7	44	32%	48%	2%	61%	34	17	
315B3		101	3	104	100%	9	3	6	2594	50	2644	443	137	306	13.09%	2,117	26	33%	4	49	16%	64%	5%	64%	10	9	GST
315B4		95	2	97	100%	2	3	-1	3176	30	3206	224	177	47	1.49%	3,350	33	29%	9	58	53%	56%	5%	15%	24	16	
		849	15	865	100%	116	32	84	22960	450	23439	4234	2486	1748	8.06%	19,992	28	28%	8	1,504	35%	56%	7%	47%	165	86	




District Health Assessment for Multiple District 325 through January 2025

District Name	Status/ Number of Months in Status *	Clubs							Membership							Member Strength		Cancellation		Reports			Finance		Leadership		
		Active Clubs	Clubs in Status Quo	Total Clubs	% Status Quo Clubs in Financial Suspension	New Clubs	Cancelled Clubs	YTD Net Club Gain/Loss	Current Members In Active Clubs	Current Members In Status Quo Clubs	Current Total Members Count	YTD Add	YTD Drop	YTD NetGrowth (includes Active and Status Quo)	YTD NetGrowth% (includes Active and Status Quo)	Member Count 12 Months Ago	Average Member Count Per Club	% of Clubs with less than 20 members	Average Cancelled Club Age	Members Lost Due to Cancelled Clubs	% of Clubs Reporting Service	% No MMR in 3 Months	% No Officer Report in 12 months	% of Clubs with balance 90+ days	Number of Zone Chairs Recorded	Number of Region Chairs Recorded	District Officers Vacancies **
325 C		151	1	152	100%	9	5	4	2983	23	3006	408	318	90	3.09%	3,190	20	47%	5	74	61%	50%	6%	32%	35	17	
325 D		63	3	66	100%	6	12	-6	1568	63	1631	256	436	-180	-9.94%	1,820	25	27%	11	250	94%	38%	0%	41%	16	7	
325 E		115	2	117	100%	21	7	14	2300	38	2338	901	368	533	29.53%	2,048	20	38%	4	117	47%	47%	10%	37%	22	12	
325 F		109	0	109	0%	6	7	-1	2300	0	2300	383	649	-266	-10.37%	2,454	21	39%	6	219	88%	48%	4%	26%	29	14	
325 G		152	0	152	0%	28	7	21	3172	0	3172	970	583	387	13.90%	3,028	21	42%	3	128	36%	35%	8%	31%	36	18	
325 H		111	3	114	100%	7	8	-1	2450	133	2583	359	385	-26	-1.00%	2,571	22	37%	4	164	38%	53%	11%	32%	32	14	
325 I		227	2	229	100%	48	12	36	4892	40	4932	1275	634	641	14.94%	3,943	22	33%	3	244	77%	40%	1%	19%	55	25	
325 J		130	0	130	0%	29	3	26	3044	0	3044	884	245	639	26.57%	2,382	23	20%	3	56	72%	48%	2%	16%	54	28	GMT
325 K		150	3	153	100%	10	9	1	3591	29	3620	644	436	208	6.10%	3,455	24	28%	3	118	53%	48%	2%	24%	45	22	
325 L		110	1	111	100%	12	4	8	2434	14	2448	450	362	88	3.73%	2,496	22	34%	3	46	68%	33%	5%	31%	35	18	
325 M		134	1	135	100%	14	16	-2	3312	12	3324	508	493	15	0.45%	3,108	25	32%	4	301	83%	50%	4%	27%	0	0	GMT
325 N		117	3	120	100%	9	10	-1	2268	34	2302	308	363	-55	-2.33%	2,354	19	47%	4	151	43%	54%	12%	23%	34	17	
325 P		151	0	151	0%	13	10	3	3492	0	3492	550	276	274	8.51%	3,569	23	34%	5	106	91%	50%	1%	13%	38	17	
325 R		171	0	171	0%	16	5	11	4147	0	4147	904	312	592	16.65%	3,632	24	15%	4	74	80%	32%	2%	16%	42	19	
325 S		121	5	126	100%	13	9	4	1872	41	1913	591	413	178	10.26%	1,751	15	67%	7	136	41%	54%	2%	24%	34	18	GMT,GST
		2012	24	2036	100%	241	124	117	43825	427	44252	9391	6273	3118	7.58%	41,801	22	36%	5	2,184	65%	45%	4%	25%	507	246	



District Health Assessment for Multiple District 325 through January 2025

<div></div> <div>Status/ District Name</div> <div>Number of Months in Status *</div>		Clubs							Membership							Member Strength		Cancellation		Reports			Finance	Leadership			
		Active Clubs	Clubs in Status Quo	Total Clubs	% Status Quo Clubs in Financial Suspension	New Clubs	Cancelled Clubs	YTD Net Club Gain/ Loss	Current Members In Active Clubs	Current Members In Status Quo Clubs	Current Total Members Count	YTD Add	YTD Drop	YTD NetGrowth (includes Active and Status Quo)	YTD NetGrowth% (includes Active and Status Quo)	Member Count 12 Months Ago	Average Member Count Per Club	% of Clubs with less than 20 members	Average Cancelled Club Age	Members Lost Due to Cancelled Clubs	% of Clubs Reporting Service	% No MMR in 3 Months	% No Officer Report in 12 months	% of Clubs with balance 90+ days	Number of Zone Chairs Recorded	Number of Region Chairs Recorded	District Officers Vacancies **
351		120	0	120	0%	2	2	0	2100	0	2100	192	143	49	2.39%	2,031	18	63%	15	23	61%	61%	2%	11%	37	17	
		120	0	120	0%	2	2	0	2100	0	2100	192	143	49	2.39%	2,031	18	63%	15	23	61%	61%	2%	11%	37	17	



District Health Assessment for Ident 5791 - BAHRAIN - UND through January 2025

Status/ District Name of Months in Status *		Clubs							Membership							Member Strength		Cancellation		Reports			Finance	Leadership			
		Active Clubs	Clubs in Status Quo	Total Clubs	% Status Quo in Financial Suspension	New Clubs	Cancelled Clubs	YTD Net Club Gain/ Loss	Current Members In Active Clubs	Current Members In Status Quo Clubs	Current Total Members Count	YTD Add	YTD Drop	YTD NetGrowth (includes Active and Status Quo)	YTD NetGrowth% (includes Active and Status Quo)	Member Count 12 Months Ago	Average Member Count Per Club	% of Clubs with less than 20 members	Average Cancelled Club Age	Members Lost Due to Cancelled Clubs	% of Clubs Reporting Service	% No MMR in 3 Months	% No Officer Report in 12 months	% of Clubs with balance 90+ days	Number of Zone Chairs Recorded	Number of Region Chairs Recorded	District Officers Vacancies **
Ident 5791 - BAHRAIN		2	0	2	0%	0	1	-1	43	0	43	0	23	-23	-34.85%	69	22	0%	47	23	0%	100%	0%	0%	0	0	
		2	0	2	0%	0	1	-1	43	0	43	0	23	-23	-34.85%	69	22	0%	47	23	0%	100%	0%	0%	0	0	



District Health Assessment for Ident 5943 - UNITED ARAB EMIRATES - UND through January 2025

Status/ District Name of Months in Status *		Clubs							Membership							Member Strength		Cancellation		Reports			Finance	Leadership			
		Active Clubs	Clubs in Status Quo	Total Clubs	% Status Quo Clubs in Financial Suspension	New Clubs	Cancelled Clubs	YTD Net Club Gain/ Loss	Current Members In Active Clubs	Current Members In Status Quo Clubs	Current Total Members Count	YTD Add	YTD Drop	YTD NetGrowth (includes Active and Status Quo)	YTD NetGrowth% (includes Active and Status Quo)	Member Count 12 Months Ago	Average Member Count Per Club	% of Clubs with less than 20 members	Average Cancelled Club Age	Members Lost Due to Cancelled Clubs	% of Clubs Reporting Service	% No MMR in 3 Months	% No Officer Report in 12 months	% of Clubs with balance 90+ days	Number of Zone Chairs Recorded	Number of Region Chairs Recorded	District Officers Vacancies **
Ident 5943 - UNITED ARAB EMIRATES		14	0	14	0%	1	0	1	370	0	370	26	1	25	7.25%	325	26	7%	0	0	43%	64%	0%	0%	0	0	
		14	0	14	0%	1	0	1	370	0	370	26	1	25	7.25%	325	26	7%	0	0	43%	64%	0%	0%	0	0	

* - District Status: P - Provisional, T - Transitional.
** - District Officers Vacancies: DG - District Governor, 1st VDG - First Vice District Governor, 2nd VDG - Second Vice District Governor.